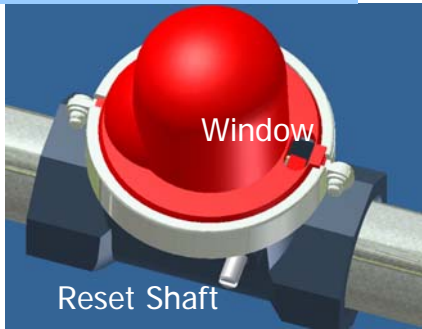


RESET INSTRUCTIONS-CALIFORNIA VALVE

VERIFY THE MAIN GAS SHUT OFF VALVE IS CLOSED BEFORE RESET


Red Bar in Window indicates valve needs to be reset



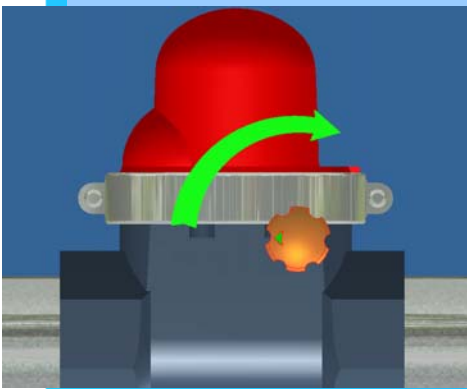
Confirm valve is Level



Use a screwdriver to turn Reset Shaft



Reset Shaft rotation is 105° clockwise total, as shown with green arrow here (1/4 turn plus a little)



...rotation progresses through these three steps: (valve shown cutaway to display swinging flapper disk)

1

Turn Reset Shaft clockwise, it should turn easily for 45° with Red bar still showing in window

2

Turning resistance increases at 45° so add a little more force to complete the 105° total rotation. The Green bar appears when swinging flapper disk is Reset

3

Release tension on the Reset Shaft, it is spring loaded to return to the start position, Green Bar remains in window

YOU MAY NOW OPEN THE MAIN GAS SHUT OFF VALVE